

WELDLOK® STEEL GRATING STAIR TREADS

Stair Treads

Weldlok® stair treads can be supplied in Series 30, 40 & 60 forgebar grating. Treads may be selected using the Recommended Width and Recommended Max. Length tables. Non-standard treads can also be supplied on request. Please consult our sales department.

Ordering Stair Treads

1. Select from the tread types shown (T1 to T8).
2. Refer to Recommended Max. Lengths table. Select a Load Bar Size and Series with a maximum length equal to or greater than the required tread length. For example, if the required tread length is 1100mm, the Series 40 grating with 32 x 5 load bars (A40-325) would be appropriate.
3. From the Recommended Widths table, choose a width that corresponds to the tread type and Series selected. For example, based on the Series 40 grating and a T1 tread, the tread width would be either 125, 165, 205, 245, 285 or 325mm.

Example would be:

TREAD TYPE T1 – 1100 x 285 FROM A40 – 325

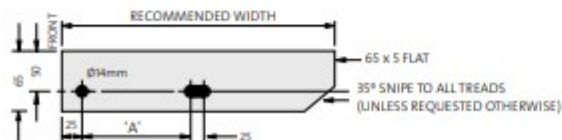
	RECOMMENDED MAXIMUM LENGTHS (mm)		
LOAD BAR SIZE	25 x 5	32 x 5	40 x 5
SERIES 30	900	1300	1600
SERIES 40	750	1200	1500
SERIES 60	500	800	1300

	RECOMMENDED WIDTHS (mm) *						
	TREAD TYPES T1 TO T8						
SERIES 30	125	155	185	215	245	275	305
SERIES 40	125	165		205	245	285	325
SERIES 60	125		185		245		305

*Note: In order to comply with AS1657 a minimum tread width of 225mm is required.

	BOLTED CONNECTIONS					
	END PLATE HOLE CENTRES (mm)					
'A'	45	75	75	100	100	100


Standard End Plates for Bolted Threads




Note: Special End Plate Hole Centres available on request.

Tread Types


T1 Welded fixing – No nosing




T2 Bolted fixing – No nosing



T3 Welded fixing – Floor plate nosing




T4 Bolted fixing – Floor plate nosing




T5 Welded fixing – Abrasive nosing



T6 Bolted fixing – Abrasive nosing



T7 Welded fixing – Perforated nosing



T8 Bolted fixing – Perforated nosing

